

Appendix 3 – 2023/24 Q2

TRANSPORT AND INFRASTRUCTURE, HIGHWAYS PFI AND TRANSPORT STRATEGY

Cabinet Member: Councillor Phil Jordan

Portfolio Responsibilities:

- Parking Services
- Floating Bridge
- Harbours
- Concessionary Fares
- Subsidised Bus Services
- Highways PFI Contract
- Highways Authority

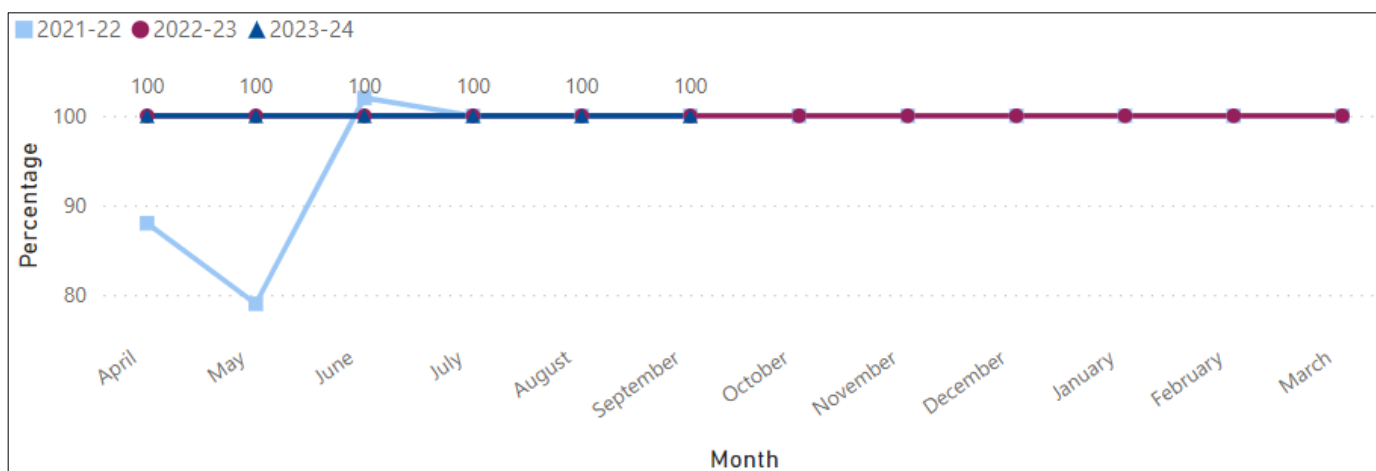
Performance Measures

Percentage of Category 1 Emergency Responses within 2 hours (hazardous potholes, fallen trees, street lighting etc.)

Aim: 100 percent Category 1 Emergency Responses within 2 hours.

UN Sustainable Development Goal: 9

Most Recent Status: September 2023	GREEN
Previous Status: June 2023	GREEN



- Category 1 defects require remedial action within 2 hours to ensure the highway remains safe.
- 2-hour defects may include:
 - Potholes
 - Fallen Trees / Branches
 - Damaged Street furniture (vandalism or vehicular collision)
 - Street Light outage
 - Damaged Kerbing
 - Damaged Tactile Crossing
- Island Roads have attended 96 Category 1 defects and achieved 100 percent of occurrences within two hours.
- Category 1 defects are notified to Island Roads and recorded in their asset management system, Confirm. These are reviewed for compliance with contract by Commercial Manager

Percentage of highways inspections undertaken (Sec 58 Highways Act Compliance)

Aim: 100 percent of highways inspections undertaken

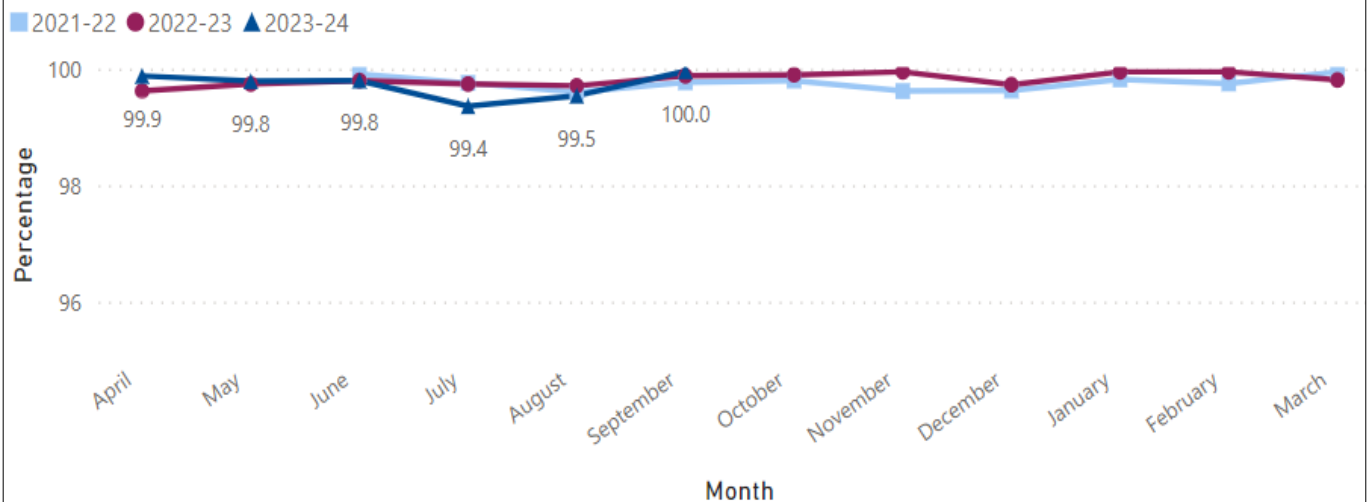
UN Sustainable Development Goal: 9

Most Recent Status: September 2023

GREEN

Previous Status: June 2023

GREEN



- Currently Isle of Wight audits a percentage of Island Roads inspections to ensure the Island Roads District Stewards are identifying and rectifying defects in line with code of practice and contractual requirements.
- There was one inspection not done on time and this relates to one road that requires further investigation as these are routinely behind schedule.
- Island Roads had a target of 2,235 in September and have undertaken 2,234 in the timeframe expected.
- The average number of safety inspections per month is 2,120 with an average performance of 99.76 percent.

Number of public transport users

Aim: Increase in the number of public transport users

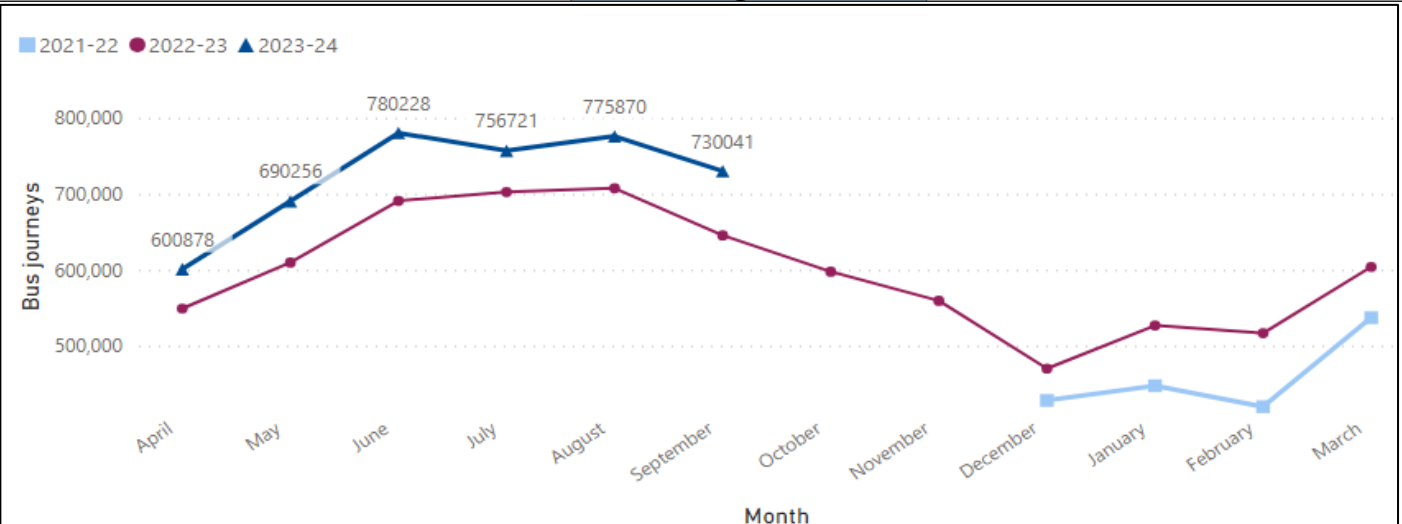
UN Sustainable Development Goal: 9

Most Recent Status: September 2023

Monitoring Measure

Previous Status: June 2023

Monitoring Measure



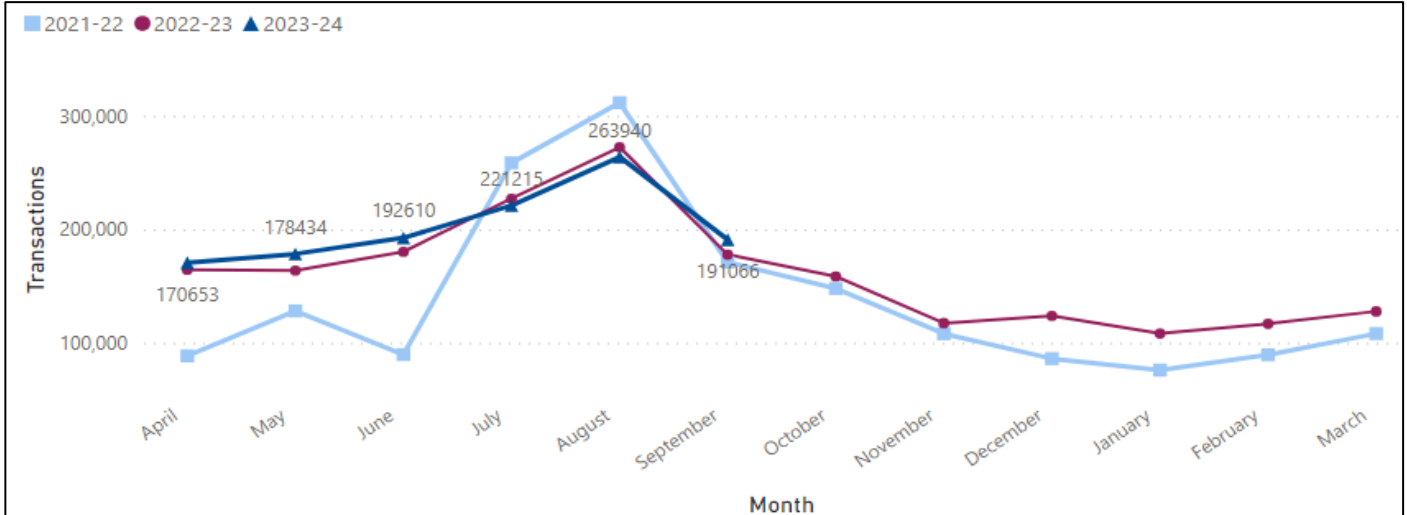
- Data for Bus travel on the island is provided by Southern Vectis
- Only Southern Vectis figures are available currently due to various data issues.

Car parking utilisation

Aim: Increase in car parking utilisation
UN Sustainable Development Goal: 9

Most Recent Status: September 2023 **Monitoring Measure**

Previous Status: June 2023 **Monitoring Measure**



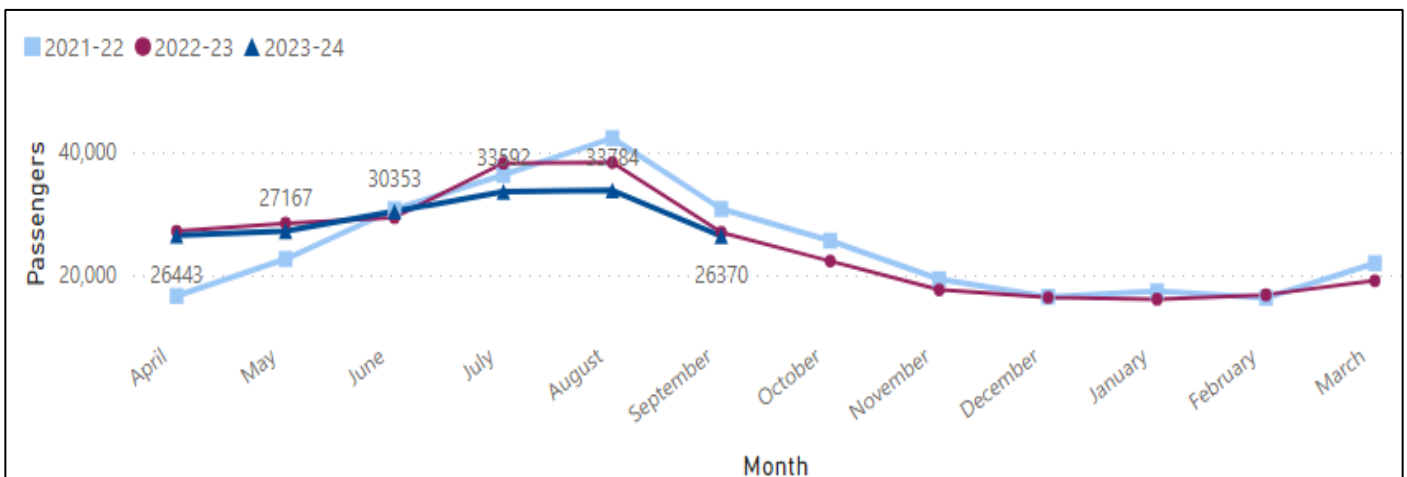
- Pay and Display transaction data is extracted from the Flowbird (ticket machine manufacturer), back-office communications system (Smartfolio) and PayByPhone transactions data comes from our PayByPhone back-office system.
- Quarter 2 shows car parking utilisation in line with the same period last year.

Floating bridge number of foot passengers

Aim: Increasing number of foot passengers
UN Sustainable Development Goal: 9

Most Recent Status: September 2023 **Monitoring Measure**

Previous Status: June 2023 **Monitoring Measure**



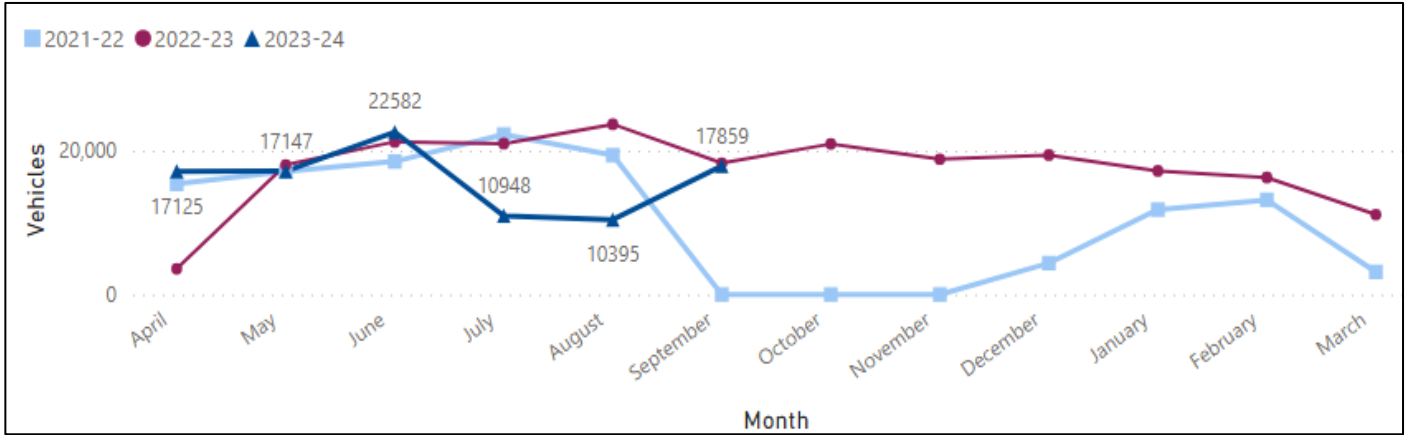
- Floating bridge data shows that quarter 2 saw a decrease in the number of foot passengers using the service (93,746 for quarter 2 of 2023-24 against 103,495 for 2022-23).
- Service was suspended for maintenance from 8am to 11am on 11 September, and again from 10am to 11am on 14 September.

Floating bridge number of vehicles

Aim: Increasing number of vehicles
UN Sustainable Development Goal: 9

Most Recent Status: September 2023 **Monitoring Measure**

Previous Status: June 2023 **Monitoring Measure**



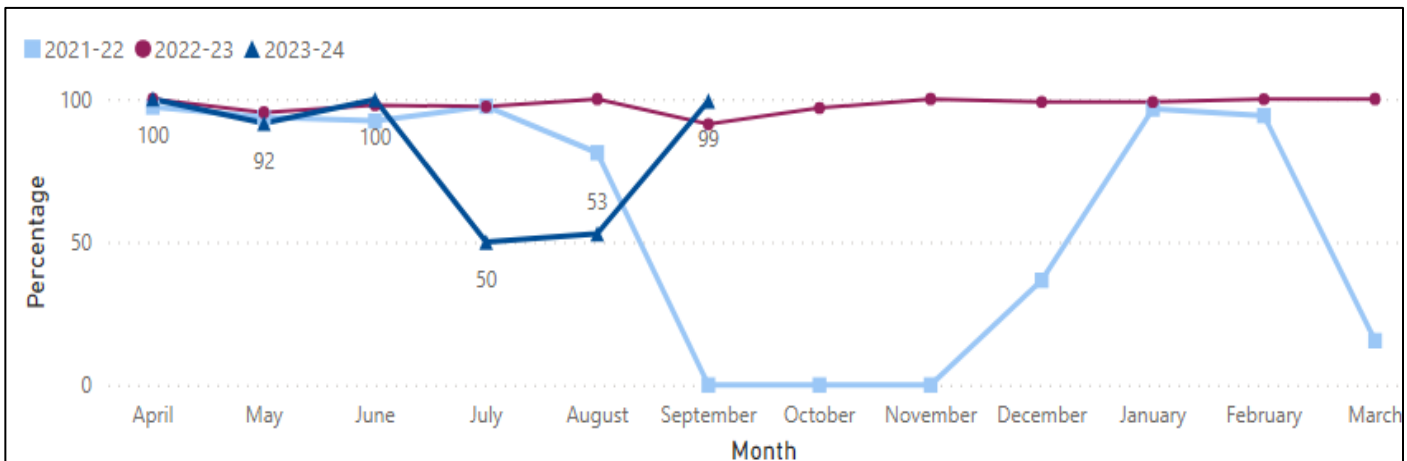
- The total number of vehicles seen during quarter 2 was 39,202 compared to 62,918 for the same period last year. This is due to the temporary withdrawal of the vessel during July and August.

Floating bridge hours operated as a percentage of scheduled hours

Aim: High percentage of hours operated as a proportion of scheduled hours
UN Sustainable Development Goal: 9

Most Recent Status: September 2023 **Monitoring Measure**

Previous Status: June 2023 **Monitoring Measure**



- The floating bridge was operational for an average 67.4 percent of its scheduled hours during quarter 2, this was lower than during the same period last year (96.2 percent) due to the temporary withdrawal of the vessel during July and August.

Service Updates - Key Aspirations and Ongoing Business

The following activity supports UN Sustainable Development Goal 8:

No progress with the Island Wide Parking Strategy this quarter.

The following activity supports UN Sustainable Development Goal 9:

The floating bridge has operated at 99.82 percent of scheduled hours in June, 50 percent in July, 52.9 percent in August and 99 percent in September.

Following a successful inspection from the Maritime and Coastguard agency (MCA) the Floating Bridge returned to service on 15 August. 3S Business Services have submitted two preliminary reports and these are being reviewed and will be subject to meetings to finalise these and agree any measures to be implemented.

The position with the Local Transport Plan 4 (LTP4) remains the same as the Department for Transport (DfT) have still not released their guidance. A decision on how to progress in its absence is due to be taken in the coming weeks.

The development of the Local Cycling and Walking Infrastructure Plan (LCWIP) is underway with stakeholder and public engagement works.

The Enhanced Partnership Plan documents have been adopted; this enables the drawing down of the full Bus Service Improvement Plan+ allocation. The process of setting up the associated governance has now commenced.

The Isle of Wight council continues to work with Island Roads Services Ltd to resolve historic disagreements. The council continues to monitor, inspect, and challenge all contracted services where appropriate.

Delivery of safety-based highway improvements remains behind schedule due to the resource pressures and developmental work on the Department for Transport (DfT) grant funded safer route scheme for the A3056. Highways are currently in the process of recruiting a replacement Programme Manager to manage the delivery of the capital programme.

The Highways team continue to develop options for the community to consider in relation to traffic issues in local communities.

The following activity supports UN Sustainable Development Goal 11:

In relation to the Island Wide Speed Assessment project, the summary report has now been completed and we are preparing for a briefing with the Portfolio Holder, before a report to cabinet, which is now likely to be January 2024. The issue of dedicated resource remains, and this is being worked on in the coming weeks.

Strategic Risks

Failure of the Highways PFI contract resulting in significant financial and operational disruption for the council and its residents

Assigned to: Director of Neighbourhoods

Inherent score	Target score	Current score (October 23)
16 VERY HIGH	5 LOW	9 MEDIUM
Previous scores		
August 23	June 23	March 23
9 MEDIUM	9 MEDIUM	7 MEDIUM
No change in risk score		